


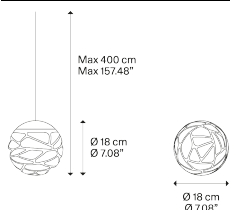
Kelly Cluster, Design by Andrea Tosetto

Model Kelly Cluster

Kelly Cluster spectacularly reinterprets the creative intuition of the family of Kelly lights in a sculptural and extremely compact sphere, mounted on a canopy and allowing multiple different compositions at will. A suspension lamp in metal, characterised by its lightness and vibrancy thanks to the unique laser cuts that create captivating plays of light and shadow, it is available in four different finishes bringing any space to life.



Kelly Cluster







Light source

AC LED
2700 K
7 W
1280 lm
350 mA
CRI 90
MacAdam 3-Step

LED and driver included

Structure: Metal

-  Matte White – 9010
-  Matte Black – 9005
-  Coppery Bronze
-  Matte Champagne

Diffuser: Glass

-  Polished White
-  Polished White
-  Polished White
-  Polished White

Code

14711 1027
14711 2027
14711 3527
14711 4527

Net weight: 1.00 kg

Parcels: 1



IP20



TRIAC

220-240V



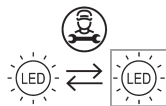
DALI
CONTROLLABLE

Energy efficiency class

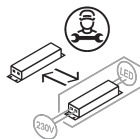


Ecodesign Regulation

The LED-only light source contained in this fixture must only be replaced by the manufacturer, its support service or similarly qualified personnel.



The LED driver contained in this fixture must only be replaced by the manufacturer, its support service or similarly qualified personnel.



Cluster suspension lamps must be installed on a *canopy*: find out more on lodes.com/en/canopies

Kelly Cluster

AC LED
2700 K
7 W
1280 lm
350 mA
CRI 90
MacAdam 3-Step

Photometric data

