

Dalia



nicoline

Descrizione modello - *Model Description*

Dimensioni - *Dimensions*

Composizioni consigliate - *Recommended compositions*

nicoline.it

ITALY - C.da Parchi Calia sn Z.I. - 70022 Altamura - BA - Telefono: +39 080 3101487

UNITED STATES - Nicoline Salotti Inc. po box 38783 - Greensboro - NC 27438 - Phone: +1 (336) 259 9881

SINGAPORE - 23 Genting Road #06-01 - Chevalier House Singapore 349481 - Telefono: +65 8168 3354

DALIA



Caratteristiche standard

- Struttura giroletto in multistrato, rivestito da uno strato di poliuretano.
- Testiera realizzata con pannelli modulari in MDF rivestito da uno strato di poliuretano da fissare a parete.
- Rete a doghe ortopediche.
- Le versioni con rete ad 1 movimento prevedono il giroletto contenitore.
- Rivestimento in pelle fisso.
- Rivestimento in tessuto completamente sfoderabile.
- Versioni con giroletto base chiusa o contenitore, con piede in materiale termoplastico nero.
- Versioni con giroletto base aperta, con piede in metallo finitura Ral 9005.
- Testiera standard realizzata con 16 pannelli.
- Per il rivestimento in pelle saranno forniti N.8 pannelli di spalliera di tipologia "A" con cucitura a destra e N.8 di tipologia "B" con cucitura a sinistra.
- Il rivestimento in pelle possiede Cucitura Cod.06 su pannelli spalliera e giroletto.
- Il rivestimento in tessuto non possiede cuciture.


Caratteristiche optional su richiesta con maggiorazione

- Disponibili su richiesta pannelli spalliera aggiuntivi Cod.9017 o Cod.9018.
- Per richieste di eventuali pannelli aggiuntivi specificare sempre la tipologia di pannello "A" con taglio a destra o "B" con taglio a sinistra
- Disponibile su richiesta retro struttura in mdf da 1 cm, completa di barre per aggancio pannellatura. Non sono comprese le viti o gli eventuali tasselli per il fissaggio della retro struttura a parete.

Note

- Le versioni con rete fissa e giroletto a base chiusa sono predisposte per poter montare la rete in quattro diverse posizioni di altezza.
- Per richieste fuori standard di pannelli testata, si prega di rivolgersi al commerciale/agente di riferimento oppure al Back Office Nicoline.

Cucitura //
Stitching



Cod.06

Standard Features

- Bed frame in plywood covered with a layer of polyurethane foam.
- Headboard made of modular panels in MDF covered with a layer of polyurethane, to be fixed to the wall.
- Orthopaedic slats bed frame.
- Versions with one-movement bed base include bedframe with storage.
- Covering in leather not removable.
- Covering in fabric completely removable.
- Legs in black thermoplastic material for versions with storage or with lower bed-frame.
- Metal legs in Ral 9005 finishing for open base versions.
- Standard headboard made with 16 panels.
- For leather covering, N.8 backrest panels of type "A" with a right stitching e N.8 of type "B" with left stitching will be provided.
- For leather covering stitching type Cod.06 on backrest panel and lower bed frame.
- No stitchings for fabric covering.

Optional features available upon request with an upcharge

- Upon request additional backrest panels can be supplied Cod.9017 or Cod.9018.
- For any requests for additional panels, always specify the type of panel: type "A" with right cut or type "B" with left cut.
- Upon request, available back structure in 1cm mdf complete with bars for attaching panels. Screws or dowels for fixing the back structure to the wall are not included.

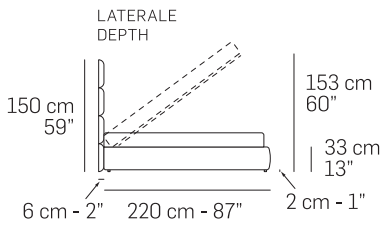
Notes

- The versions with fixed base and lower bed frame are designed to allow the assembly of the bed base in 4 different height positions.
- For non-standard requests for headboard panels, please contact sales dept./agent or Nicoline Back Office.

Finitura piede in metallo //
Metal leg finish

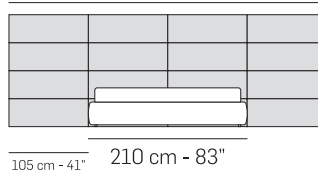


Ral 9005



7907 - KING SIZE
7917 - 1 MOV - KING SIZE

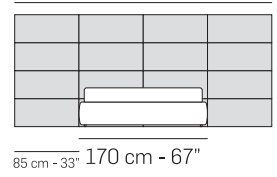
420 cm - 165"
16 pannelli / panels



MAT.
193x203 cm
76x80"


7507 - QUEEN SIZE
7517 - 1 MOV - QUEEN SIZE

340 cm - 134"
16 pannelli / panels



MAT.
153x203 cm
60x80"


G7907 - KING SIZE
G7917 - 1 MOV - KING SIZE



210 cm - 83"

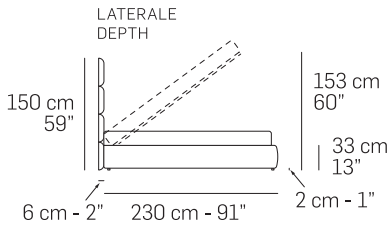
MAT.
193x203 cm
76x80"

G7507 - QUEEN SIZE
G7517 - 1 MOV - QUEEN SIZE



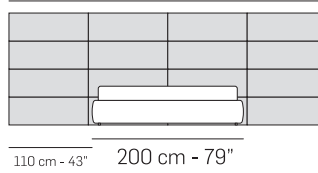
170 cm - 67"

MAT.
153x203 cm
60x80"




7707 - CALIFORNIA KING
7717 - 1 MOV - CALIFORNIA KING

420 cm - 165"
16 pannelli / panels



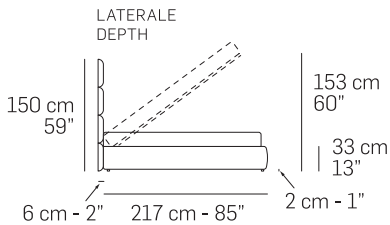
MAT.
183x213 cm
72x84"

G7707 - CALIFORNIA KING
G7717 - 1 MOV - CALIFORNIA KING



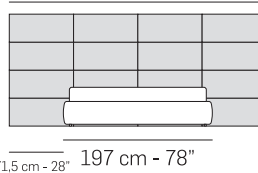
200 cm - 79"

MAT.
183x213 cm
72x84"




7807
7817 - 1 MOV

340 cm - 134"
16 pannelli / panels



MAT.
180x200 cm
71x79"

G7807
G7817 - 1 MOV

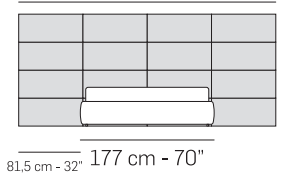


197 cm - 78"

MAT.
180x200 cm
71x79"


7657
7667 - 1 MOV

340 cm - 134"
16 pannelli / panels



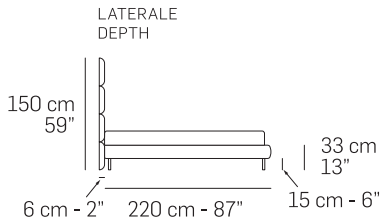
MAT.
160x200 cm
63x79"

G7657
G7667 - 1 MOV



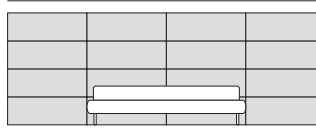
177 cm - 70"

MAT.
160x200 cm
63x79"



7067 - KING SIZE

420 cm - 165"
16 pannelli / panels

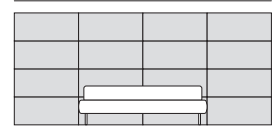


105 cm - 41" 210 cm - 83"

MAT.
193x203 cm
76x80"

7068 - QUEEN SIZE


340 cm - 134"
16 pannelli / panels



85 cm - 33" 170 cm - 67"

MAT.
153x203 cm
60x80"


G7067 - KING SIZE



210 cm - 83"

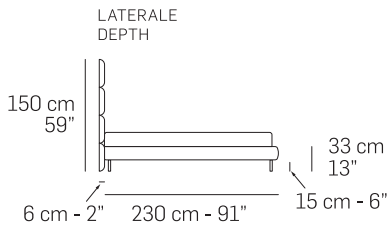
MAT.
193x203 cm
76x80"

G7068 - QUEEN SIZE



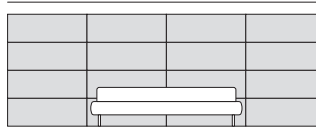
170 cm - 67"

MAT.
153x203 cm
60x80"



7069 - CALIFORNIA KING


420 cm - 165"
16 pannelli / panels



110 cm - 43" 200 cm - 79"

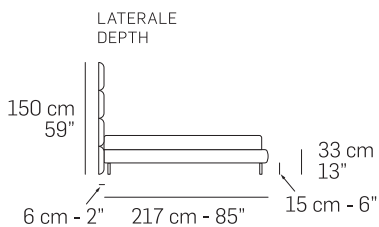
MAT.
183x213 cm
72x84"

G7069 - CALIFORNIA KING



200 cm - 79"

MAT.
183x213 cm
72x84"



7057

340 cm - 134"
16 pannelli / panels

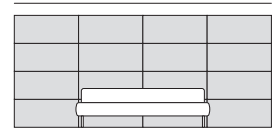


71.5 cm - 28" 197 cm - 78"

MAT.
180x200 cm
71x79"

7047


340 cm - 134"
16 pannelli / panels



81.5 cm - 32" 177 cm - 70"

MAT.
160x200 cm
63x79"


G7057



197 cm - 78"

MAT.
180x200 cm
71x79"

G7047



177 cm - 70"

MAT.
160x200 cm
63x79"



N.B. Solo per rivestimento in pelle si consiglia di montare i pannelli con le cuciture alternate con il taglio a destra (A) o a sinistra (B) al fine di evitare il disallineamento tra le cuciture (vedi fig.1).

N.B. For leather covering, it is recommended to install the panels with alternating stitches with the cut to the right (A) or left (B), to avoid misalignment between stitches (see fig.1)

PANNELLI TESTIERA / HEADBOARD PANELS

9017

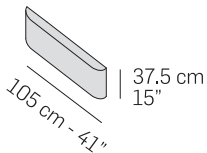
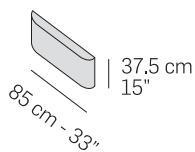


fig.2 / pic.2



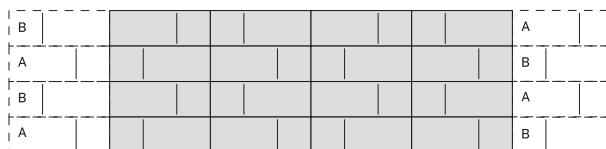
9018



N.B. Solo per rivestimento in pelle specificare se prevedere il taglio a destra (A) o a sinistra (B) (vedi fig.2). Per ogni pannello aggiuntivo si consiglia di rispettare lo schema in basso al fine di evitare il disallineamento tra le cuciture (vedi fig.3).

N.B. For leather covering, specify whether to cut to the right (A) or left (B) (see fig.2). For each additional panel, it is advised to follow the scheme below to avoid misalignment between stitches (see fig.3).

fig.3 / pic.3




ACCESSORI LETTO / BED ACCESSORIES

RULLI SOTTOGUANCIALE CONSIGLIATI / RECOMMENDED ROLL CUSHIONS

R001

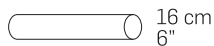
90 cm - 35"



Versioni consigliate / Suggested versions:
7907 - 7917 - 7707
7717 - 7807 - 7817
7067 - 7069 - 7057
G7907 - G7917 - G7707
G7717 - G7807 - G7817
G7067 - G7069 - G7057

R002

75 cm - 30"



Versioni consigliate / Suggested versions:
7507 - 7517 - 7068
7657 - 7667 - 7047
G7507 - G7517 - G7068
G7657 - G7667 - G7047